



STOP

R1-1 30 x 30 5.18 SF
 R1-1E 36 x 36 7.46 SF
 R1-1F 48 x 48 13.26 SF

COLOR:
 LEGEND AND BORDER:
 WHITE (REFLECTORIZED)
 BACKGROUND:
 RED (TRANSPARENT REFLECTORIZED)



YIELD

R1-2 36 x 36 x 36 3.90 SF
 R1-2E 48 x 48 x 48 6.93 SF
 R1-2F 60 x 60 x 60 10.83 SF

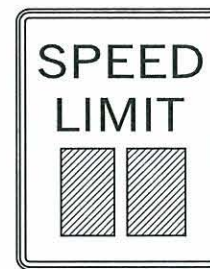
COLOR:
 LEGEND AND BORDER:
 RED (TRANSPARENT REFLECTORIZED)
 BACKGROUND:
 WHITE (REFLECTORIZED)



ALL-WAY

R1-3P 18 x 6 0.75 SF
 R1-3PE 30 x 12 2.50 SF

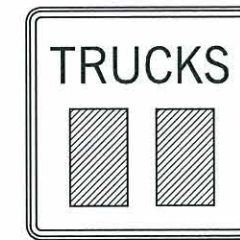
COLOR:
 LEGEND AND BORDER:
 WHITE (REFLECTORIZED)
 BACKGROUND:
 RED (TRANSPARENT REFLECTORIZED)



SPEED LIMIT

R2-1()^{SPEED} 24 x 30 5.00 SF
 R2-1E() 36 x 48 12.00 SF
 R2-1F() 48 x 60 20.00 SF

COLOR:
 LEGEND AND BORDER:
 BLACK (NON-REFLECTORIZED)
 BACKGROUND:
 WHITE (REFLECTORIZED)



TRUCK SPEED LIMIT

R2-2P()^{SPEED} 24 x 24 4.00 SF
 R2-2PE() 36 x 36 9.00 SF
 R2-2PF() 48 x 48 16.00 SF

COLOR:
 LEGEND AND BORDER:
 BLACK (NON-REFLECTORIZED)
 BACKGROUND:
 WHITE (REFLECTORIZED)



MINIMUM SPEED LIMIT

R2-4P()^{SPEED} 24 x 30 5.00 SF
 R2-4PE() 36 x 48 12.00 SF
 R2-4PF() 48 x 60 20.00 SF

COLOR:
 LEGEND AND BORDER:
 BLACK (NON-REFLECTORIZED)
 BACKGROUND:
 WHITE (REFLECTORIZED)



NO RIGHT TURN

R3-1 24 x 24 4.00 SF
 R3-1E 36 x 36 9.00 SF
 R3-1F 48 x 48 16.00 SF

COLOR:
 ARROW AND BORDER:
 BLACK (NON-REFLECTORIZED)
 CIRCLE AND DIAGONAL:
 RED (TRANSPARENT REFLECTORIZED)
 BACKGROUND:
 WHITE (REFLECTORIZED)



NO LEFT TURN

R3-2 24 x 24 4.00 SF
 R3-2E 36 x 36 9.00 SF
 R3-2F 48 x 48 16.00 SF

COLOR:
 ARROW AND BORDER:
 BLACK (NON-REFLECTORIZED)
 CIRCLE AND DIAGONAL:
 RED (TRANSPARENT REFLECTORIZED)
 BACKGROUND:
 WHITE (REFLECTORIZED)



NO TURN

R3-3 24 x 24 4.00 SF
 R3-3E 36 x 36 9.00 SF
 R3-3F 48 x 48 16.00 SF

COLOR:
 LEGEND AND BORDER:
 BLACK (NON-REFLECTORIZED)
 BACKGROUND:
 WHITE (REFLECTORIZED)



NO U TURN

R3-4 24 x 24 4.00 SF
 R3-4E 36 x 36 9.00 SF
 R3-4F 48 x 48 16.00 SF

COLOR:
 ARROW AND BORDER:
 BLACK (NON-REFLECTORIZED)
 CIRCLE AND DIAGONAL:
 RED (TRANSPARENT REFLECTORIZED)
 BACKGROUND:
 WHITE (REFLECTORIZED)



LEFT TURN ONLY

R3-5(L) 30 x 36 7.50 SF


COLOR:
 LEGEND AND BORDER:
 BLACK (NON-REFLECTORIZED)
 BACKGROUND:
 WHITE (REFLECTORIZED)



RIGHT TURN ONLY

R3-5(R) 30 x 36 7.50 SF


COLOR:
 LEGEND AND BORDER:
 BLACK (NON-REFLECTORIZED)
 BACKGROUND:
 WHITE (REFLECTORIZED)



LANE-LEFT

R3-6(L) 30 x 36 7.50 SF

COLOR:
 LEGEND AND BORDER:
 BLACK (NON-REFLECTORIZED)
 BACKGROUND:
 WHITE (REFLECTORIZED)




LANE-RIGHT

R3-6(R) 30 x 36 7.50 SF

COLOR:
 LEGEND AND BORDER:
 BLACK (NON-REFLECTORIZED)
 BACKGROUND:
 WHITE (REFLECTORIZED)

BASIS OF PAYMENT		
ITEM NO.	ITEM	UNIT
850(A)	SHEET ALUMINUM SIGNS	SF



APPROVED BY TRAFFIC ENGINEER: *Chad G. Smith* DATE: 8/15/10

TRAFFIC STANDARD
 REGULATORY SIGN DETAILS
 (R-SERIES)